

# Getting the Most Out of Team Exploratory Testing

**Budapest, October 5 2023**



@AdharaIT

# 1. Let's start



# 1. About me

- I love singing!
- Rehearsing and doing performances with the choir makes me very happy!



# 1. About me

- I love asking questions and I've managed to get paid for it.
- Mafalda\*: argentinian comic strip that features a six-year-old girl that likes to question everything too.



# 1. Warning!

Pay close attention because I want you to ask me a lot of questions at the end!



## 2. Two years ago...



## 2. What do we do in Glofox?

- Application to manage Fitness and Yoga Studios.
- I'm in charge of the quality in the Staff Ops and Bookings service teams.



## 2. One day...

- Organize Exploratory Testing session with my team
- Knew the theory - never organized any
- Excel sheets + predefined flows





# 2. Help




**Julia Durán**  
@AdharaIT



Help: How do you organize an [#ExploratorySession](#) with all the team before release an important feature? As an [#EnsembleTesting](#) session?

[Traducir Tweet](#)



9:13 p. m. · 7 oct. 2021 · Twitter for Android

## 2. Articles consulted

- 1. <https://www.red-gate.com/blog/software-development/team-exploratory-testing>
- 2. <https://www.rea-group.com/about-us/news-and-insights/blog/bug-bash-the-game/>
- 3. <https://workroomprds.blogspot.com/2011/12/known-ways-of-managing-et-02-bug-bash.html>

# 4. What is a Team Exploratory Testing Session?



# 4. What is a Team Exploratory Testing Session?

- Session duration 1h approximately.
- Exploratory Testing.
- Multidisciplinary team:  
Developers, Designers, Product Managers, SRE (Site Reliability Engineers), Customer Support and Testers.



# 4. What are the outputs of doing these sessions?

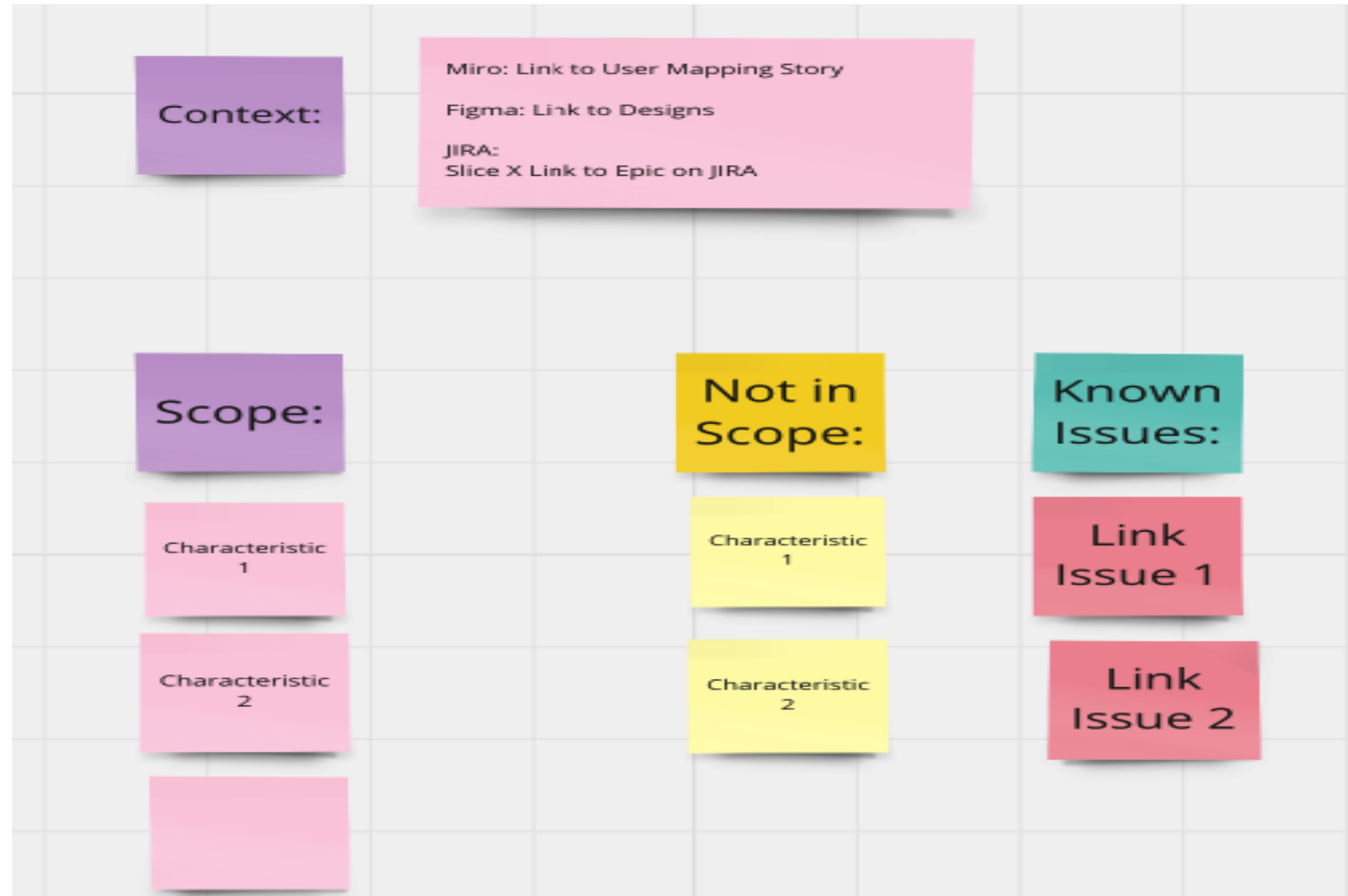
- Get feedback: Works well / Bugs / Improvements.
- Learn about the new functionality.



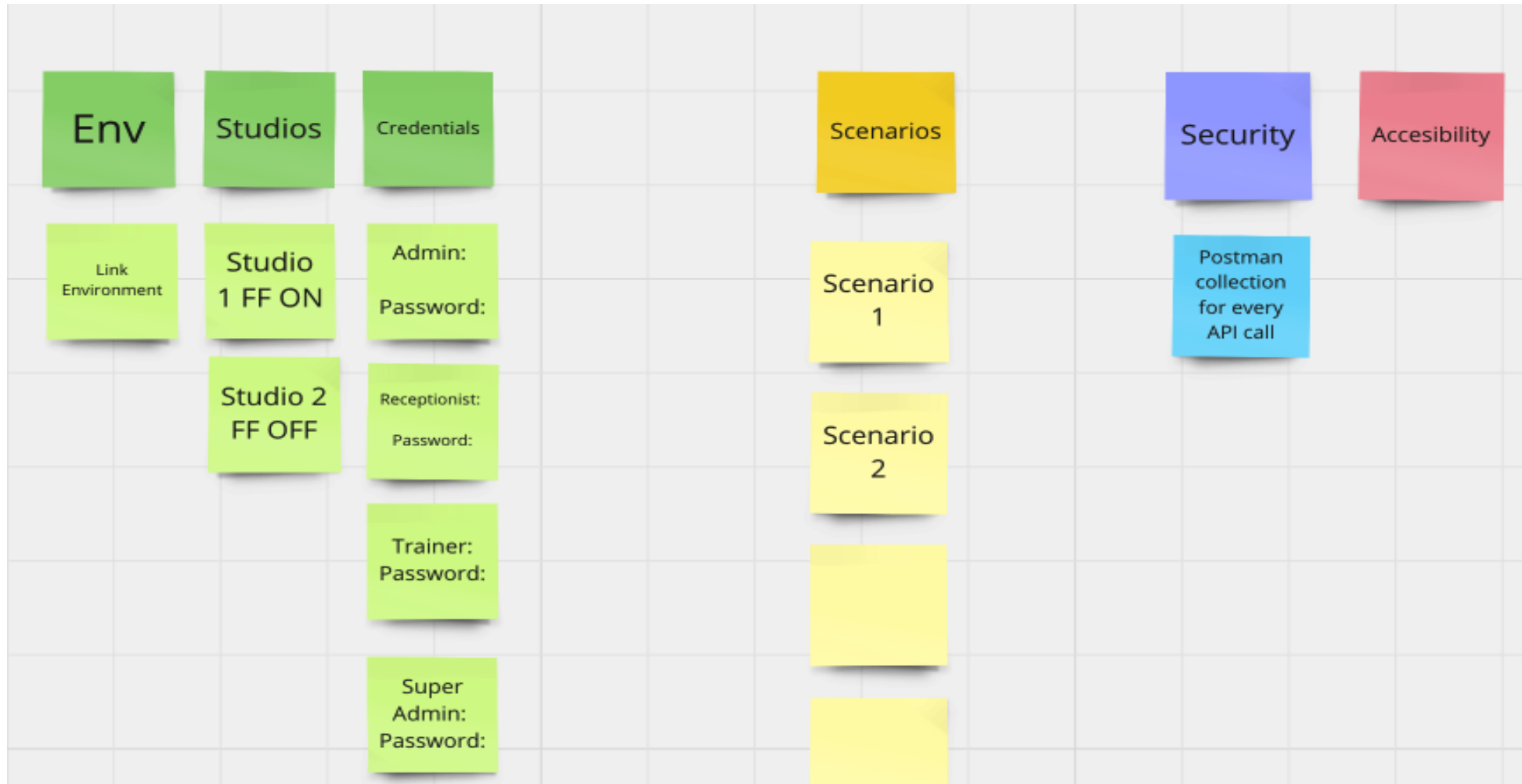
# 5. Preparing the sessions



# 5. Template



# 5. Template



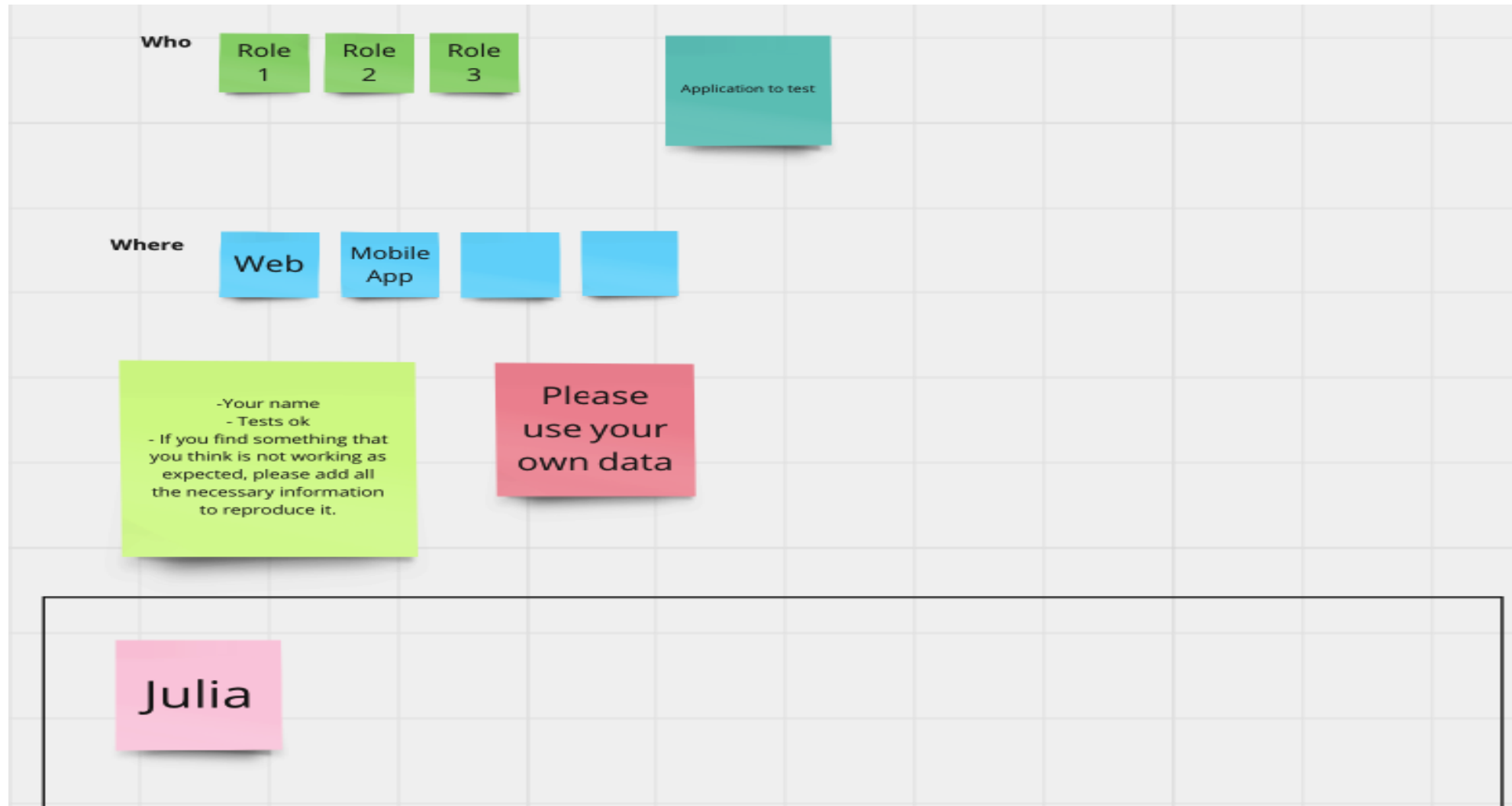


## 5. How do I prepare the sessions?

The more freedom you give to the people who participate, the more you will get out of it because you will allow them to apply their knowledge and explore the application better.



# 5. Template



# 5. Template



## 5. How do I prepare the sessions?

- Include the link to the dashboard in the meeting request for the Team Exploratory Testing Session.
- Product Manager and Team Leader review it.



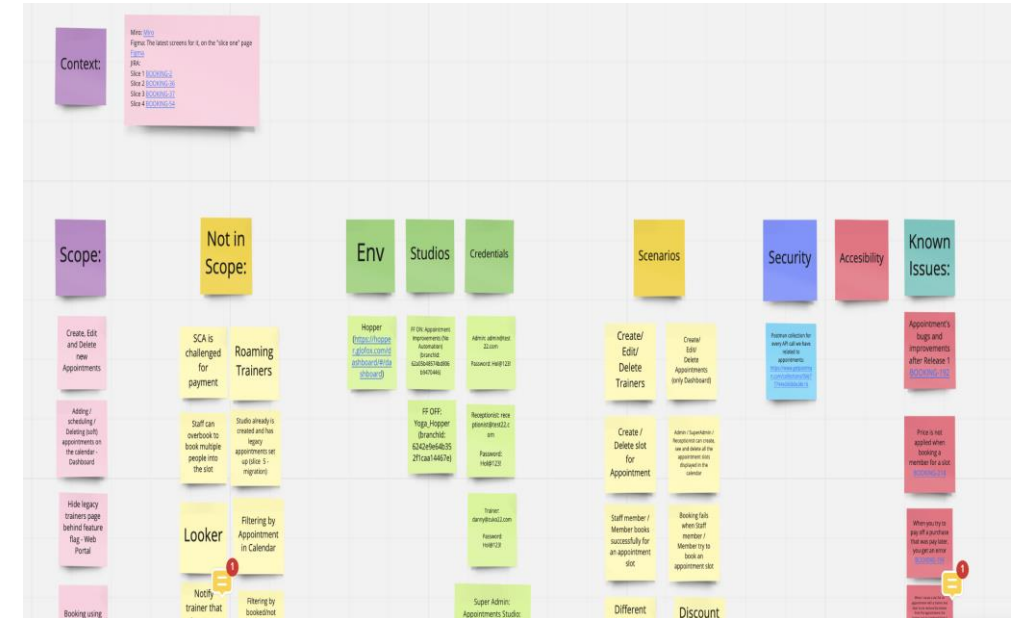
# 6. Running the sessions



# 6. How do I run the sessions?

At first:

- Explain the process briefly.
- Draw attention to scenarios that are out of scope, what is not there yet and known issues.
- Individual boxes for notes.



# 6. How do I run the sessions?

In the middle:

- Interesting conversations happen: talking and doing, the dynamic in the meeting.
- Speaking about unexpected functionalities, possible bugs, assumptions.
- Great value: all people together participating in testing, seeing the slice at the same time.
- Tester is the facilitator: Observing the info people are adding, helping if people is stuck in the session.



## 6. How do I run the sessions?

In the end:

- Ask questions to the attendees about the findings and for their opinion about the delivery. Review all the findings and prioritize them.
- Say thanks, at the beginning and at the end. If your company has a recognition tool, please, give prizes to everyone for attending.





# 8. Why do them?



## 8. Quick wins

Customer Support, Developers, Product Managers and Designers are put in our shoes as a Tester.



## 8. Quick wins

These sessions help them to lose the fear, if not enjoy the pleasure of testing!



## 8. Quick wins

- Conversations that take place during the session are very valuable: shared knowledge and improvements.
- Team Exploratory Testing is a synonym of Learning.



# 9. Long term wins



# 9. Long term wins

## Lesson Learned 1:

Forces you to reflect on how you can improve your software development process based on the findings.



# 9. Long term wins

## Lesson Learned 1.

**Scenario: Big issues that block the delivery.**

If we find them, at this point, we're already too late. We should have found them sooner.



# 9. Long term wins

## Lesson Learned 1. Scenario 2

The main goal of Team Exploratory Testing is not to find big issues that block the delivery.





# 9. Long term wins

## Lesson Learned 1.

**Solution: 3 Amigos sessions to define  
Acceptance Criteria.**



# 9. Long term wins

## Lesson Learned 2:

Help to shift the mentality of who owns quality within the team (Shift-left Testing).



# 9. Long term wins

## Lesson Learned 2

The quality of the developments we do is too important to entrust it to just one person, the tester. It's too risky.




# 9. Long term wins

## Lesson Learned 2

### Scenario:

- 7 developers + 1 tester.
- Testing was a bottleneck (What a surprise!).
- Learn how to test, get Tester mindset, improve critical thinking.
- They can test the issues developed by other colleagues without problems



## 9. Long term wins

And last but not least...

Lesson Learned 3:

**Team building: one of the most important goals.**



# 10. Session types



# 10. Session Types

- Different types of sessions to achieve different goals.
- It's not necessary to always apply the same one.



# Session Types

Session Type	Test Coverage	Team Building	Fun
Synchronous Exploratory Testing Session	High	Medium	High
Ensemble Testing	Medium	High	High
Testing Pairing Session	High	High	Medium




# 11. In summary



# 11. Team Exploratory Testing

What I 'm looking for, apart from team building, is that they enjoy testing and that they apply it in their day to day.



# 11. Takeaways

- The **team owns the quality**, it is not only the responsibility of the tester.
- How to use a **powerful tool to improve delivery quality** that you can start using tomorrow.
- **Team Exploratory Testing** is a time to learn and propose improvements before the delivery reaches the hands of the users, and not just to find bugs



# Questions? Remarks? Stories?



# Thank you for attending

